



LUMISPHERE TRANSFORMER TECHNICAL SPECIFICATIONS

The Lumisphere range of patented weather-proof low voltage lighting transformers have been designed especially for use with the Lumisphere festoon system. The high quality of construction and combination of many unique features make it an ideal choice for most low voltage single or multi light applications, especially for use in adverse environmental conditions. Lumisphere transformers have been independently tested by NAMAS accredited laboratories and comply with BS3535 1.0 1992, - IEC 742 - EN60-742, 1989.

Voltage

Input voltage 230 - 250V, 50 Hz AC. Output voltage 12V nominal for WP12 & WP12LP ranges, 24V nominal for WP24 & WP24LP ranges. Refer to table for voltage under load.

Case

Manufactured from polyamide (30% glass filled nylon) complete with galvanised steel mounting bracket. Optional post clamp bands available.

Winding

High quality toroid winding is fully encapsulated in self extinguishing grade rigid urethane resin with high electrical and mechanical properties and good resistance to thermal and mechanical shock. Insulation class B 130 C

Protection

Double protection with self-resetting thermal fuse (120 C) incorporated in windings and replaceable anti-surge type fuse housed in terminal block. Isolation class 2 (double insulated)

Terminal Box

Conforms to IP55. Entry glands accept cables 6-12mm diameter or multiple Lumisphere™ cables. Input and output terminal blocks are separated by insulating divider for safety. Primary anti-surge type fuse housed in terminal block in removable fuse carrier. See diagrams below.

Environmental Working Conditions

Lumisphere transformers are suitable for use in adverse environmental conditions I.e. damp, saline, or dusty conditions and can be mounted in exposed positions where severe weather conditions may occur.

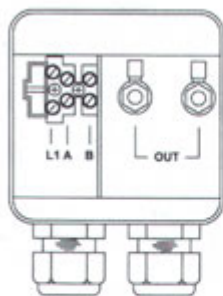
Temperature

Maximum temperature rise 50 C. Ambient temperature range up to 40 C with free air circulation around transformer. Maximum case temperature - 90C

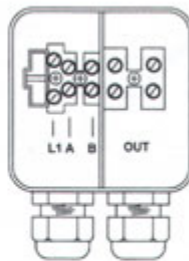
'On Load' Output Voltage Table

Example - Transformer 120VA. Load 110W. Mains 240V load is 10W under the rated load - Go to Minus -10"W column. Read across to 240V Primary Voltage. Output Voltage will be shown I.e. 12.4V using 'A' tapping. 11.9V using 'B' tapping.

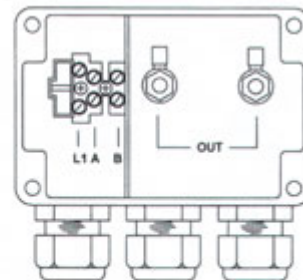
WP12 & WP12LP (12V Range)										WP24 & WP24LP (24V Range)							
Actual Load Vs. Rated Load		Rated Load Minus -20W		Rated Load Minus -10W		At Rated Load		Rated Load Plus +10W		Rated Load Minus -20W		Rated Load Minus -10W		At Rated Load		Rated Load Plus +10W	
Primary Voltage	230	12.0	11.5	11.9	11.4	11.8	11.3	11.7	11.2	23.2	22.2	23.1	22.1	23.0	22.0	22.9	21.9
	240	12.5	12.0	12.4	11.9	12.3	11.8	12.2	11.7	24.2	23.2	24.1	23.1	24.0	23.0	23.9	22.9
	250	13.0	12.5	12.9	12.3	12.8	12.3	12.7	12.2	24.2	24.2	25.1	24.1	25.0	24.0	24.9	23.9
Primary Tap		A	B	A	B	A	B	A	B	A	B	A	B	A	B	A	B



STANDARD TERMINAL ENCLOSURE (160VA to 750VA inclusive)



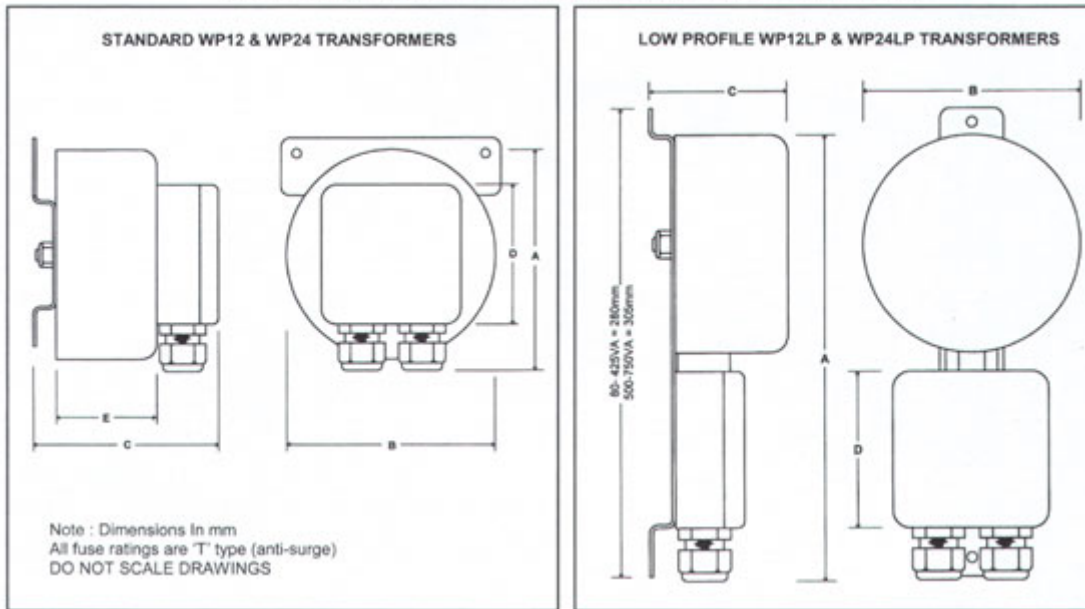
STANDARD TERMINAL ENCLOSURE (80VA & 120VA inclusive)



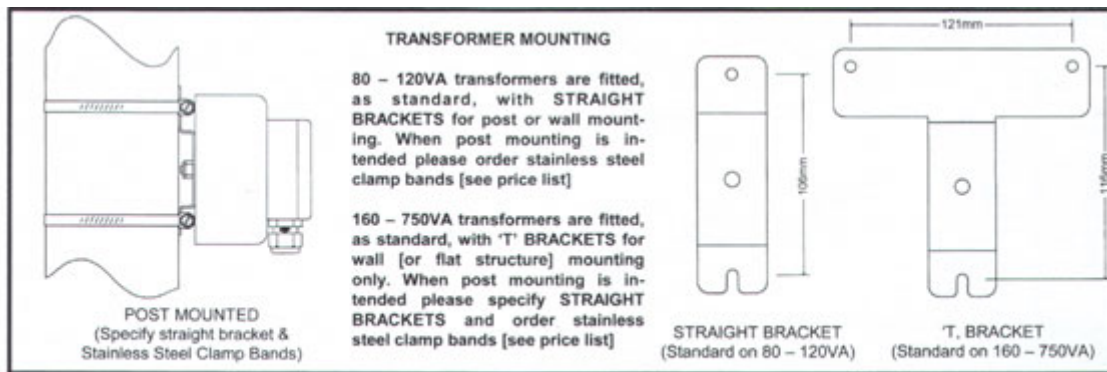
OPTIONAL 3 GLAND BOX (MF BOX) (500VA to 750VA inclusive)

CONNECTIONS : Live to L1 / Neutral to 'A' or 'B' (dependant on required output voltage) / Output 12 or 24V terminals as appropriate

TRANSFORMER DIMENSIONS AND MOUNTING OPTIONS



DIM VA	WP12 & WP24 RANGE					WP12LP & WP24LP RANGE				BOTH TYPES	
	A	B	C	D	E	A	B	C	D	Fuse	Weight
80	115	105	105	75	45	225	105	60	75	0.65A	1.3Kg
120	115	105	110	75	50	225	105	65	75	1.0A	1.6Kg
160	130	125	110	75	50	245	125	65	75	1.6A	2.3Kg
200	135	125	125	90	65	260	125	80	90	1.6A	2.6Kg
250	135	125	125	90	65	260	125	80	90	2.5A	2.8Kg
300	135	125	125	90	65	260	125	80	90	2.5A	3.0Kg
350	135	125	125	90	65	260	125	80	90	3.1A	3.2Kg
425	135	135	135	90	65	270	135	80	90	5.0A	4.8Kg
500	150	150	145	90	80	285	150	95	90	6.3A	6.8Kg
600	150	150	145	90	80	285	150	95	90	6.3A	7.0Kg
750	150	150	145	90	80	285	150	95	90	8.0	7.2Kg



In pursuit of its policy of continuous development and refinement Lumisphere Products Ltd. reserves the right to modify designs and details contained within this brochure. Intending purchasers should therefore check if these details have been altered before ordering

